




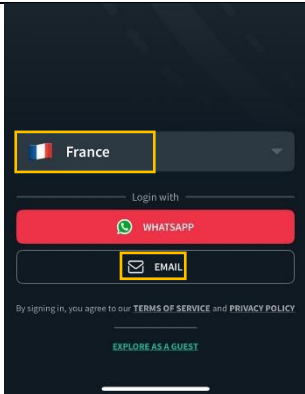
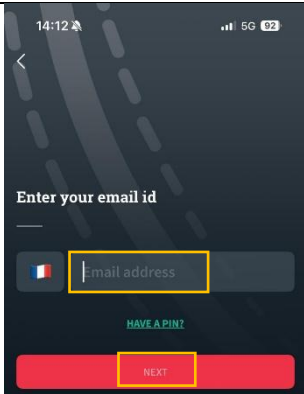
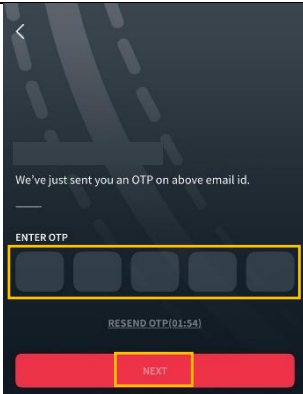
Table of contents

1. How to download France Cricket App?.....	2
2. How to connect into France Cricket App?.....	2
3. How to set a PIN instead to using OTP?	2
4. How to score in France Cricket App?.....	3
5. How to declare walkover/forfeit?	5
6. How to declare match abandoned?	5
7. How to edit scorecard?	6
8. How to manually add a player?.....	6

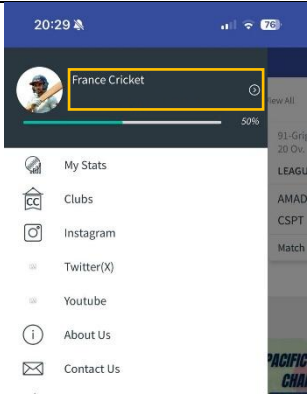
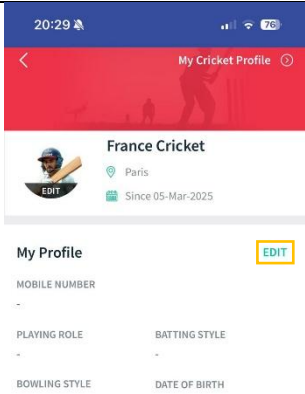
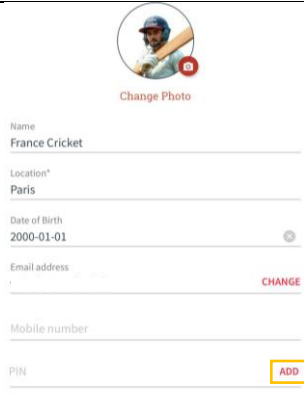
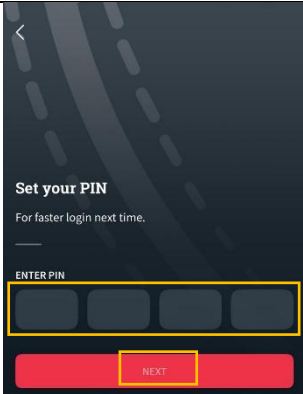
1. How to download France Cricket App?

<p>IOS Users: France Cricket on App Store https://apps.apple.com/in/app/france-cricket/id6739333835</p> 	<p>Android Users: France Cricket on Google Play https://play.google.com/store/apps/details?id=com.cricheroes.fca</p> 
--	---

2. How to connect into France Cricket App?

1-Open France Cricket App	1-Select France then click on Email	2-Type your email then click ok Next	3-Type your OTP then click on Next
 <p>France Cricket</p>			

3. How to set a PIN instead of using OTP?

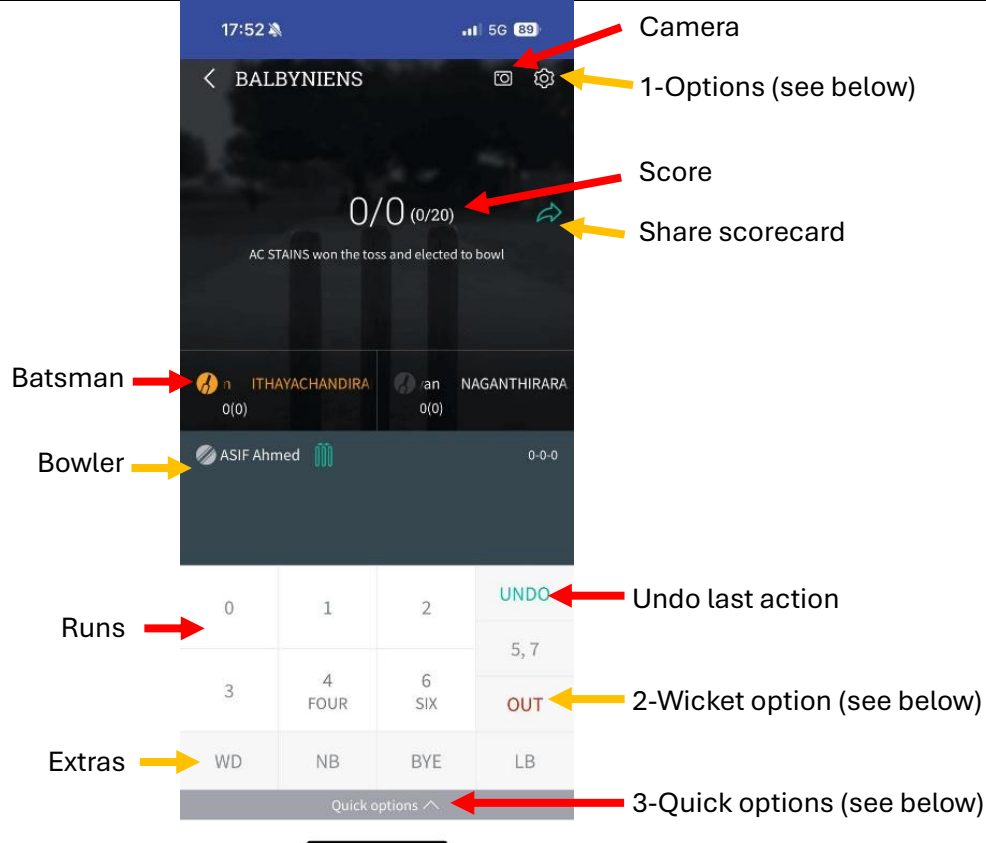
1-Once connected, go to your profile	2-Click on Edit	3-Click on ADD	4-Set your PIN
			

4. How to score in France Cricket App?

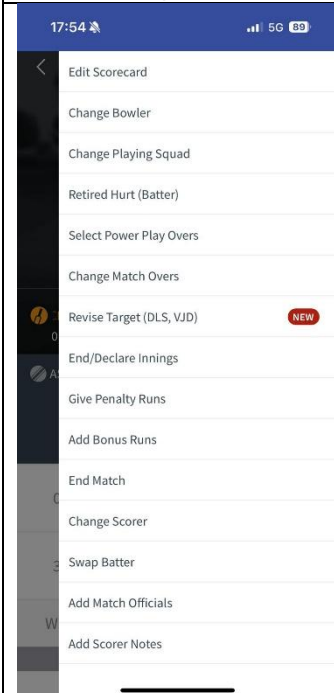
1-Once connected, go to Matches	2-Select you match	3-Click on START SCORING	4-Select both teams squad

5-Select Captain, Wicket Keeper and 12 th Man	6-Select the match format and officials	7-Select Toss and choose Bat/Bowl	8-Select batters and bowler

Main dashboard



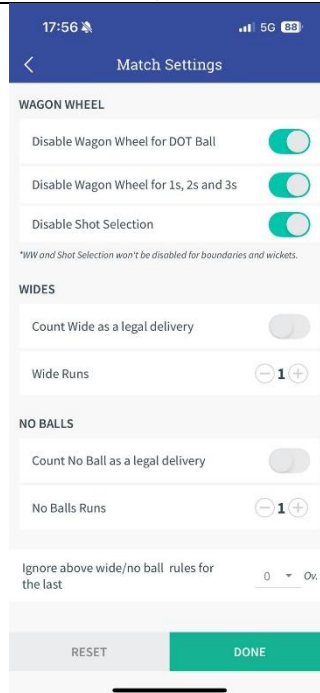
1-Options



2-Wicket options



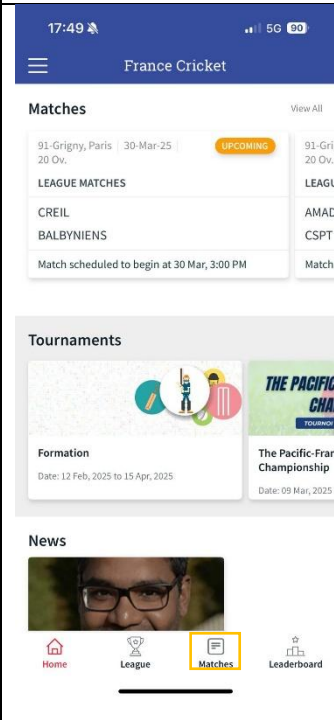
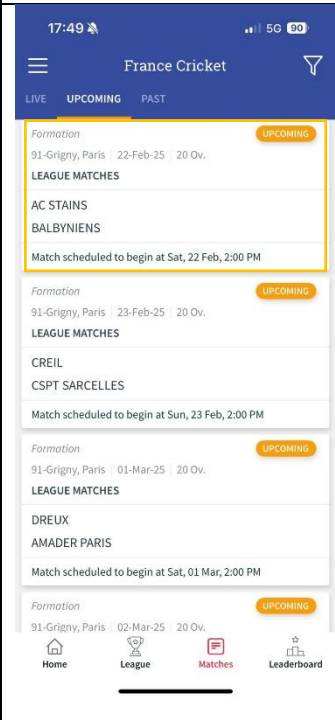
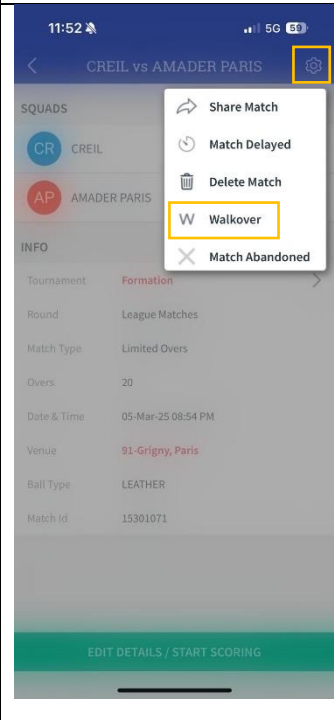
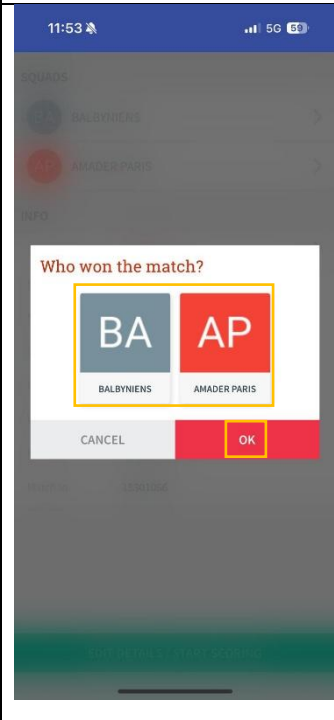
3-Options



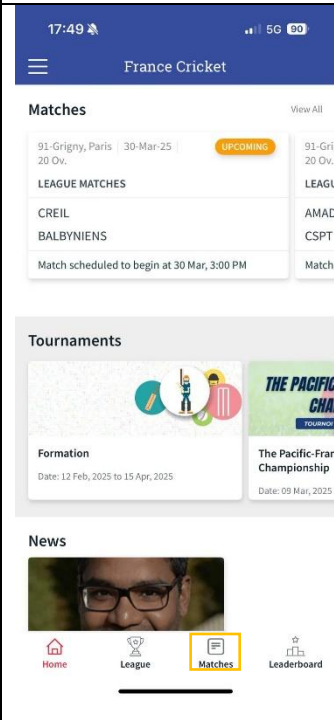
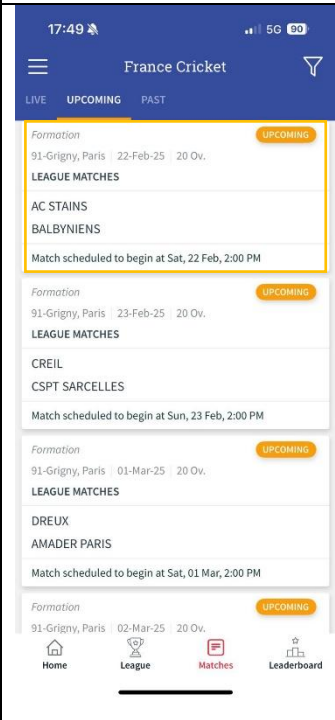
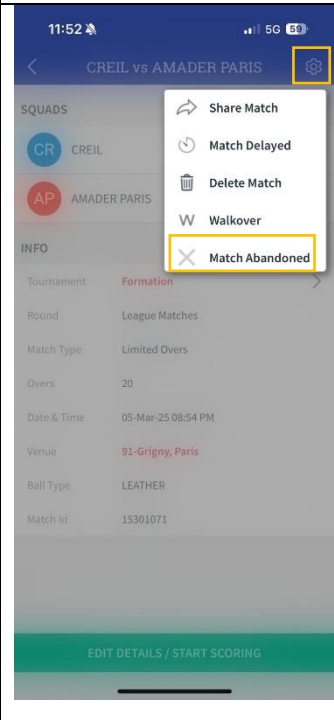
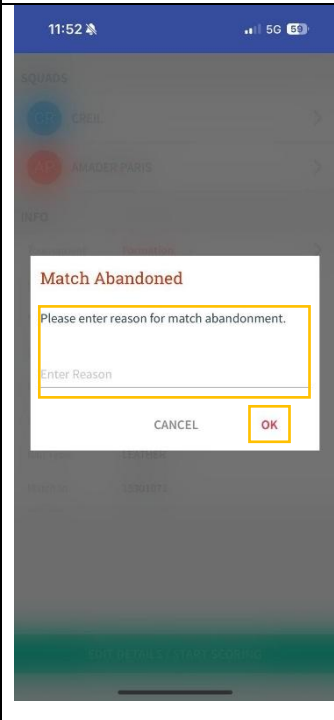
Wagon Wheel



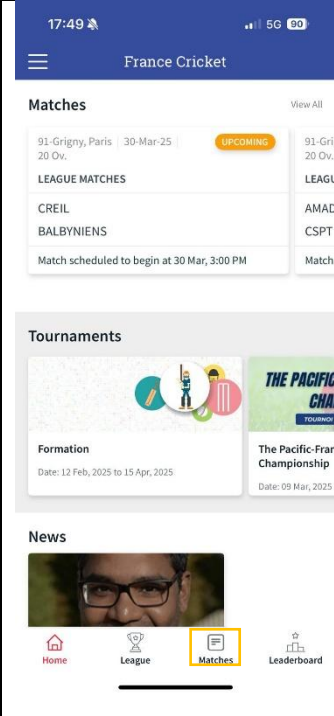
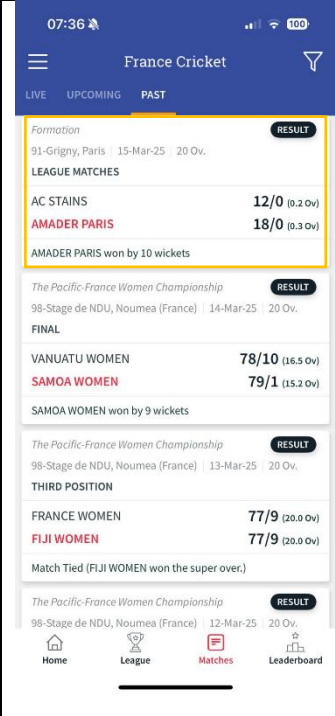
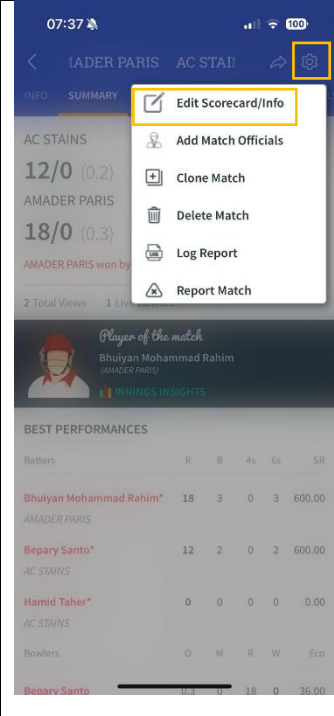
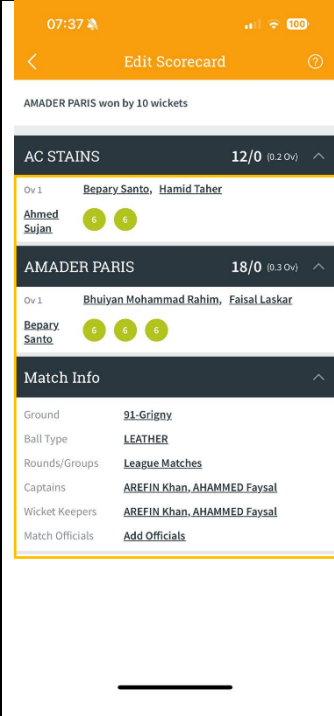
5. How to declare walkover/forfeit?

1-Once connected, go to Matches	2-Select you match	3-Click on Option then Walkover	4-Select the winning team
			

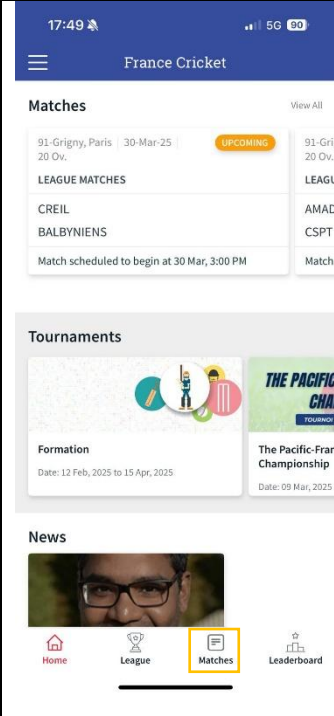
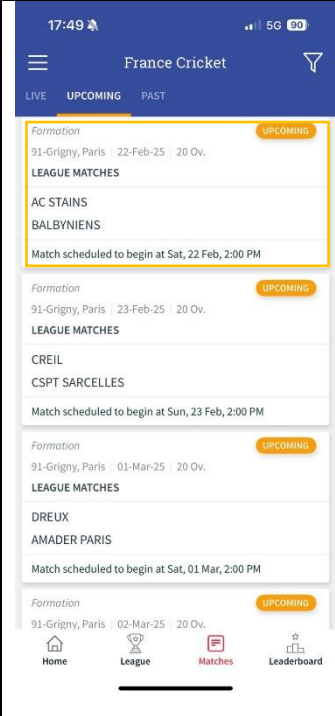
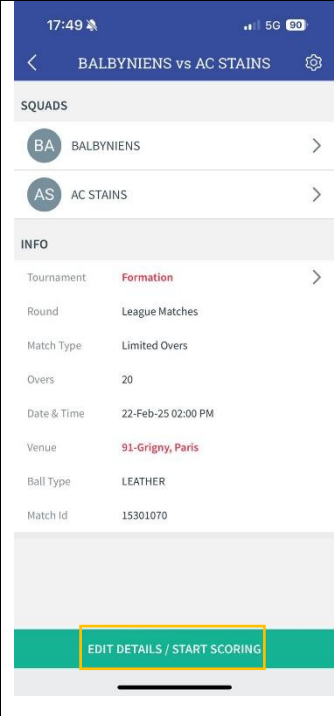
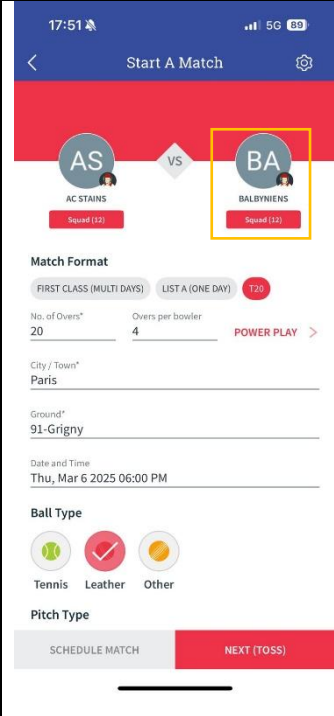
6. How to declare match abandoned?

1-Once connected, go to Matches	2-Select you match	3-Click on Option then Walkover	4-Select the winning team
			

7. How to edit scorecard?

1-Once connected, go to Matches	2-Select you match	3-Click on Option then Edit Scorecard/Info	4-Edit the scorecard
			

8. How to manually add a player?

1-Once connected, go to Matches	2-Select you match	3-Click on START SCORING	4-Select your team
			

5-Click on ADD NEW
PLAYER

07:55

VILLENEUVE SUPER KINGS - D2...

Select Playing Squad (optional)

Quick search

ADD NEW PLAYER

Ambikai Piratheepan MAHADEVAN

3 Mat

Played last match

Brathap THIRUKKUMARAN

3 Mat

Played last match

Kayanthan SIVAKUMAR

3 Mat

Played last match

Krishnanand AJAYAKUMAR

3 Mat

Played last match

Mohammedazeem NOWSATH HUSSAIN

3 Mat

Played last match

Pirakajan PIRABAKARAN

3 Mat

Played last match

Piratheep GUNARASA

3 Mat

Played last match

Ramanan INDRAN

3

NEXT

6-Click on Add via Phone
Number or Email

07:55

Add Player to

Manually add players via

Add via Phone Number Or Email

Best for adding 1 or 2 players quickly.

Add from Contacts

Best if players are already in your contacts.

Add via QR Code

Handy when players have QR Code ready.

7-Type player details

07:57

Multiple Players via Phone

Add player manually

ADD

Player Photo

Player Name*
player

Player Identification*

Mobile or Email

Enter Mobile Number Or Email
mail@mail.com

We will send SMS to player's mobile number or email to verify.
Meanwhile go ahead and add other players, you can verify this player later.

ADD IN TEAM